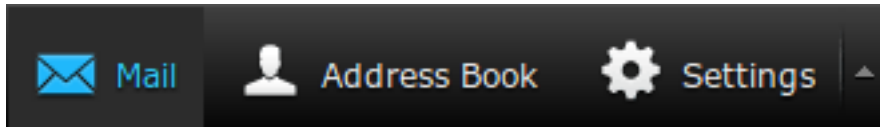


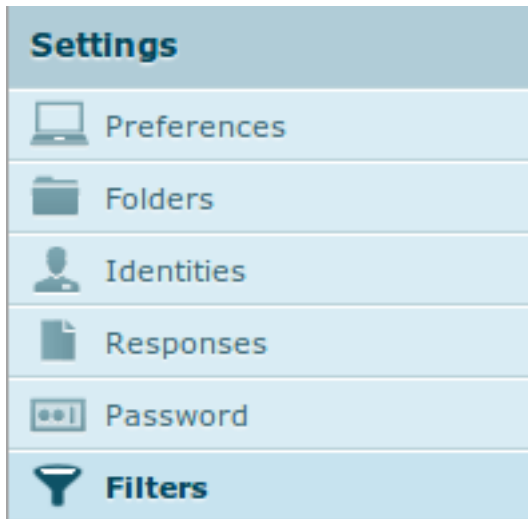
Email

Mesajele unui partener intra in Spam cum le pot muta automat in Inbox pe aplicatia Roundcube?

Dupa logare pe webmail in aplicatia **Roundcube** accesati in partea dreapta **Settings**



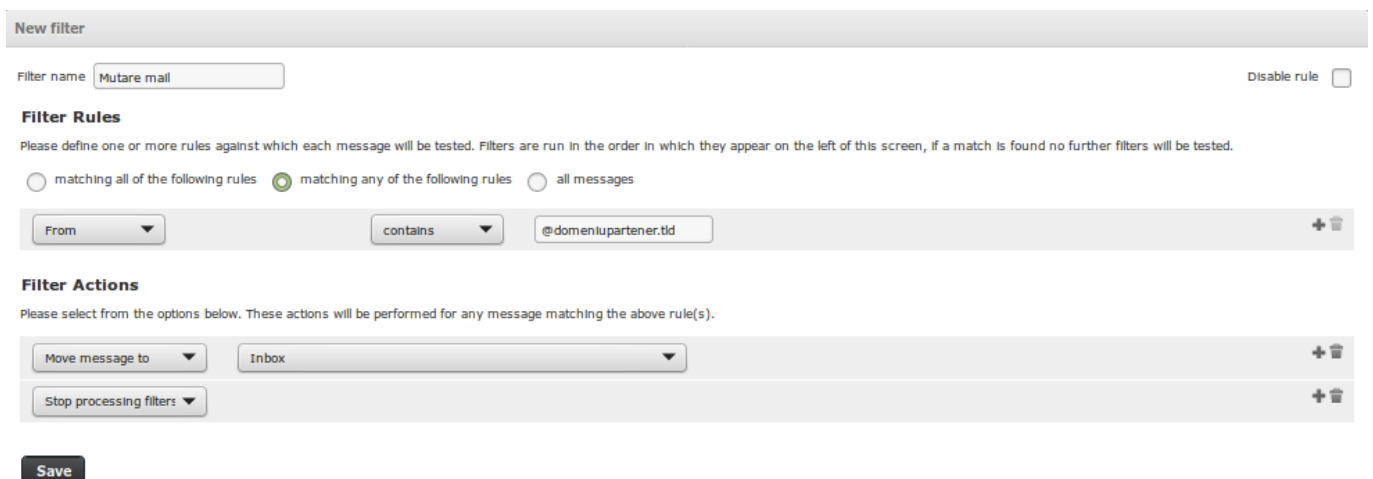
Apoi in stanga jos apasati pe **Filters**



apasati semnul plus + din partea de jos a paginii



- adaugati o regula de genul celei din imaginea de mai jos:



New filter

Filter name Disable rule

Filter Rules

Please define one or more rules against which each message will be tested. Filters are run in the order in which they appear on the left of this screen, if a match is found no further filters will be tested.

matching all of the following rules matching any of the following rules all messages

+

Filter Actions

Please select from the options below. These actions will be performed for any message matching the above rule(s).

+

+

- apasati **Save**

Email

Id-ul solutiei unice: #1260

Autor: : Craciun Calin

Ultima actualizare: 2019-10-23 16:23