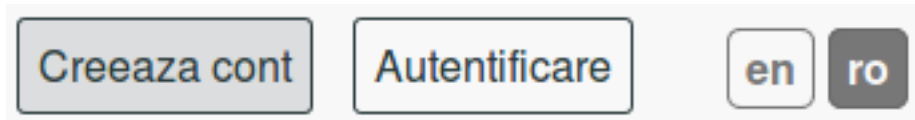



Facturare si plata

Cum pot vizualiza si descarca Facturile Fiscale emise de Zooku?

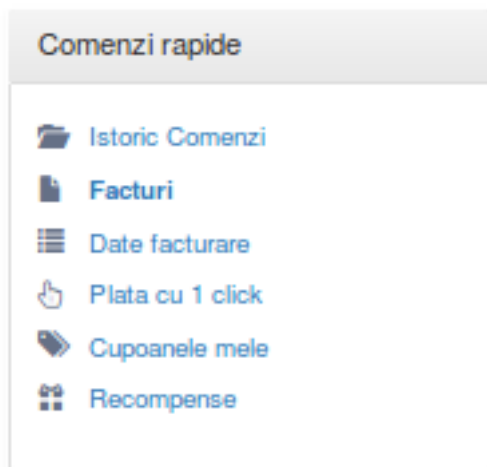
- accesati site-ul [Zooku](https://www.zooku.ro) apoi in dreapta sus apasati pe **Autentificare**



- dupa logarea in cont apasati pe pictograma **Financiar**



- click in partea stanga la **Comenzi Rapide** pe **Facturi**



- apasati pe **numarul** facturii pentru a o vizualiza

- dupa ce ati deschis factura, aceasta se poate printa sau trimite pe **Email**

Id-ul solutiei unice: #1202

Autor: : Craciun Calin

Ultima actualizare: 2019-06-11 11:54